



جامعة أم القرى  
UMM AL-QURA UNIVERSITY

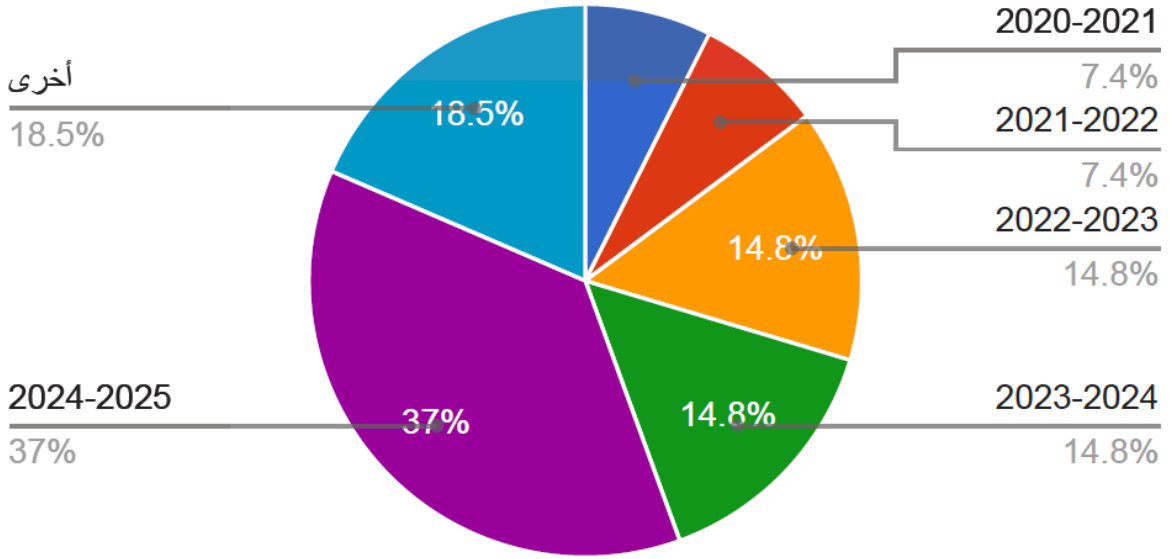
College of  
**Engineering and Architecture**

Department of  
**Architecture**

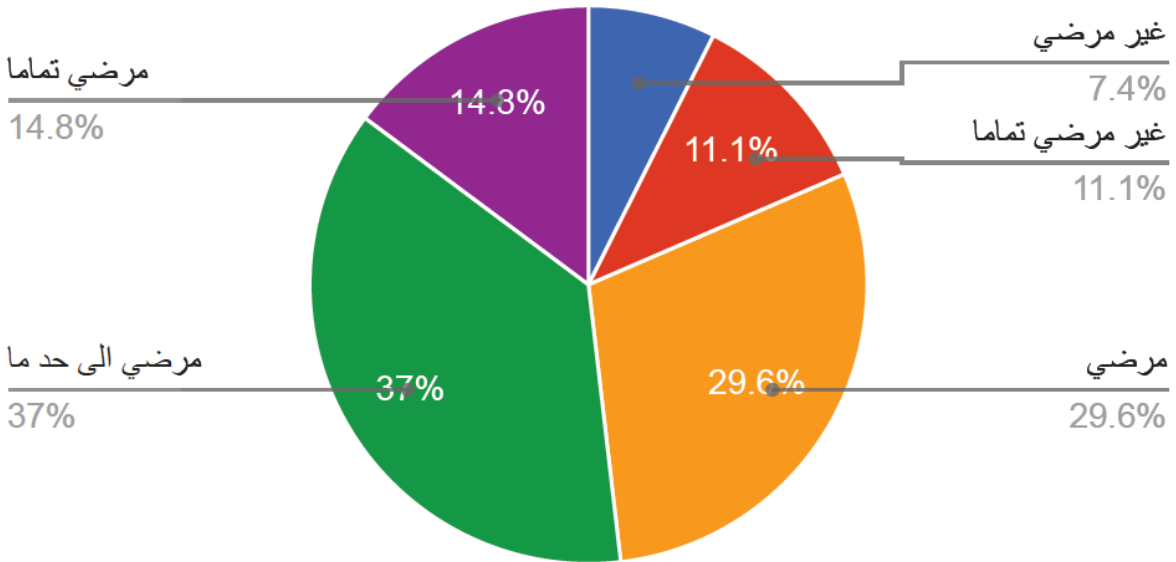
Report on the  
**Survey of Graduates' Opinions**  
on the Quality of the Program

2024-2025

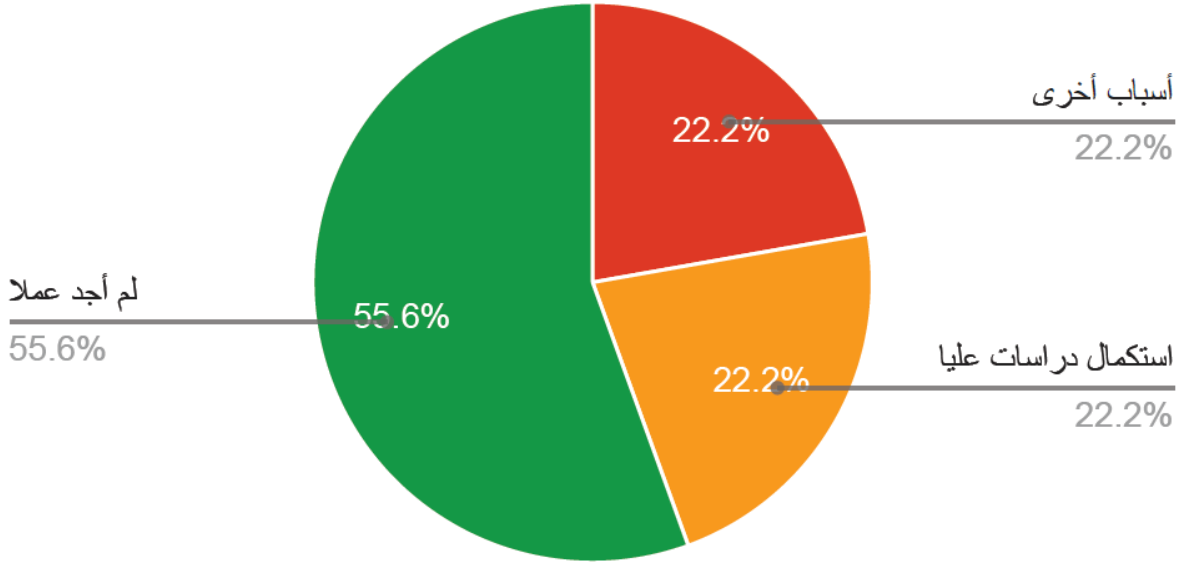
## سنة التخرج



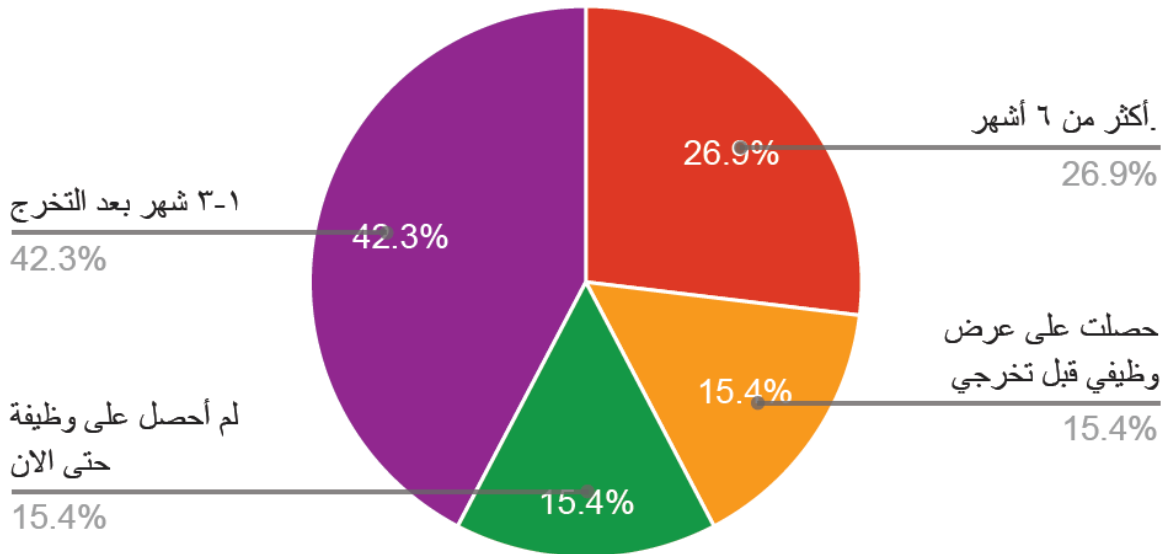
## مدى توافر الوظائف في مجال التخصص



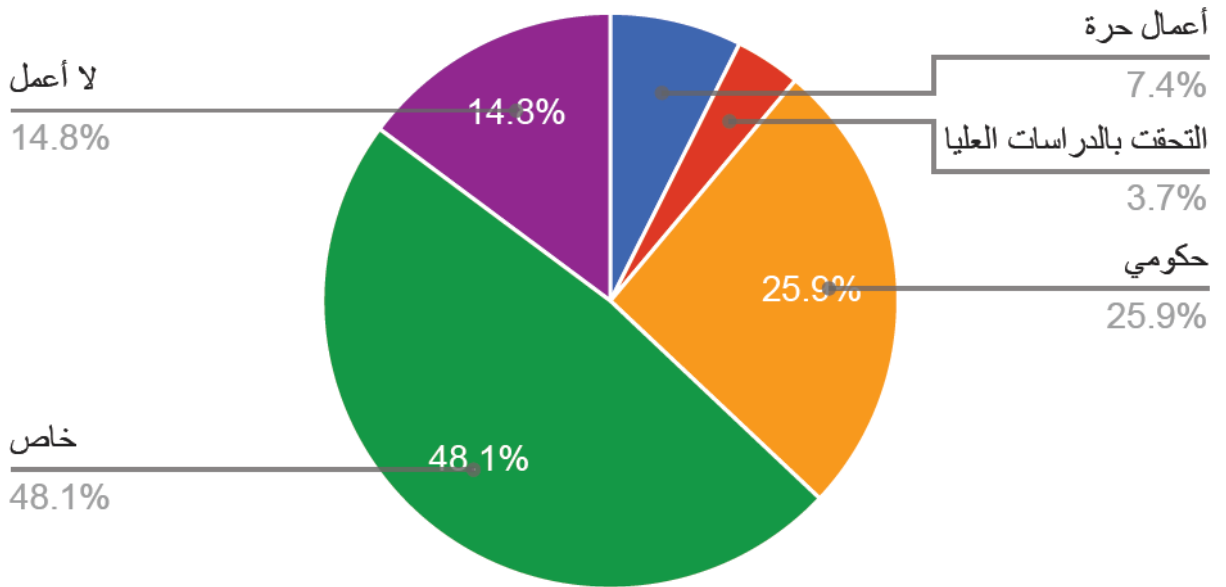
## إذا كنت لا تعمل فما الأسباب؟



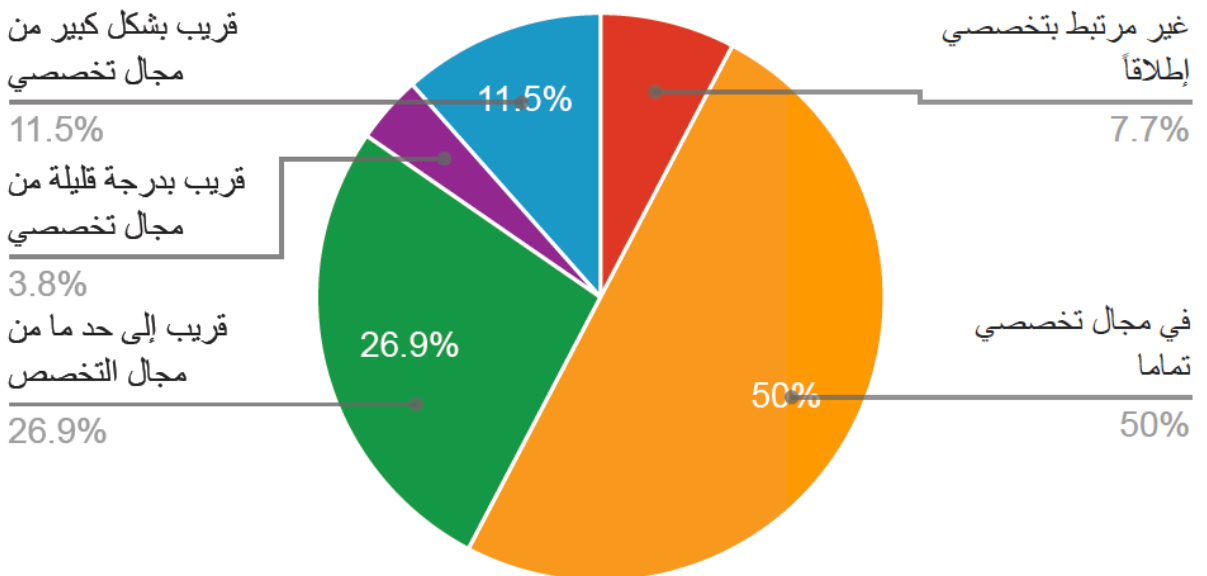
## كم استغرقت من الوقت لتحصل على وظيفة؟



## ما هو القطاع الذي تعمل فيه؟

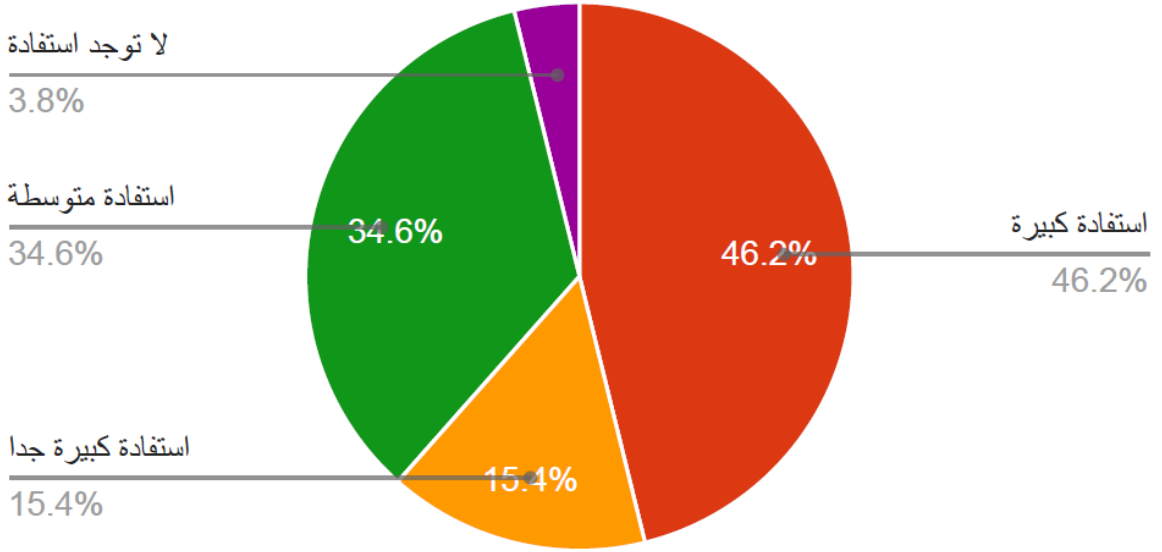


## ما مدى ارتباط وظيفتك الحالية بتخصصك؟

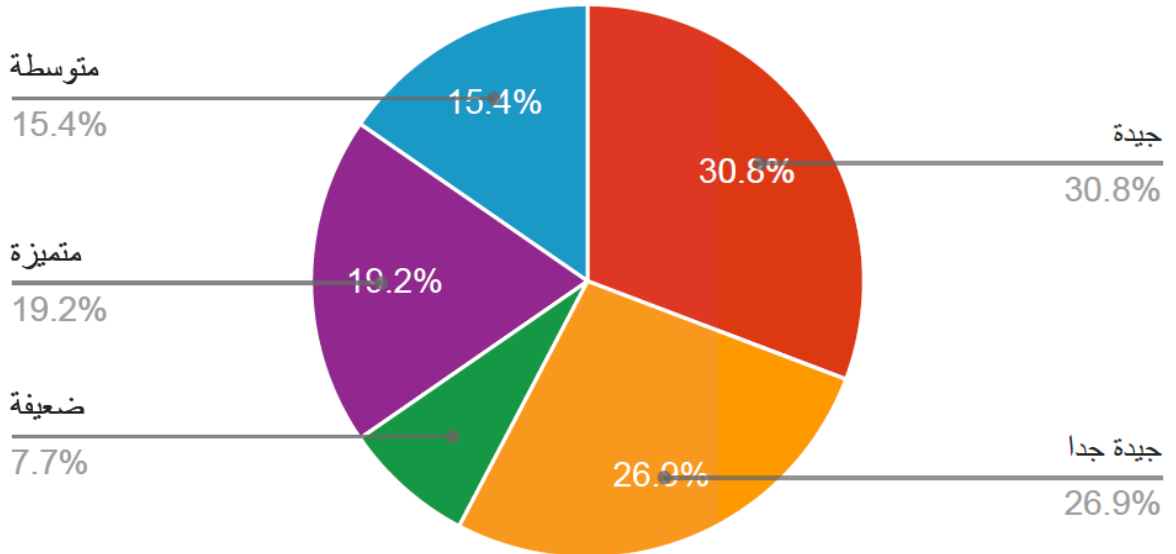




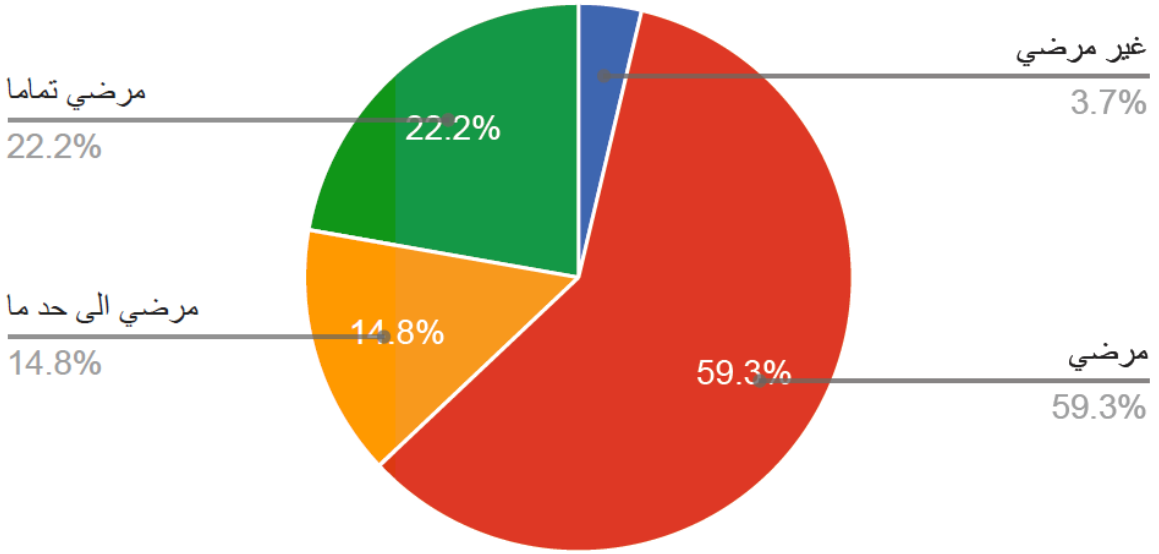
## ما مدى استفادتك من تخصصك العلمي في إنجاز مهام وظيفتك؟



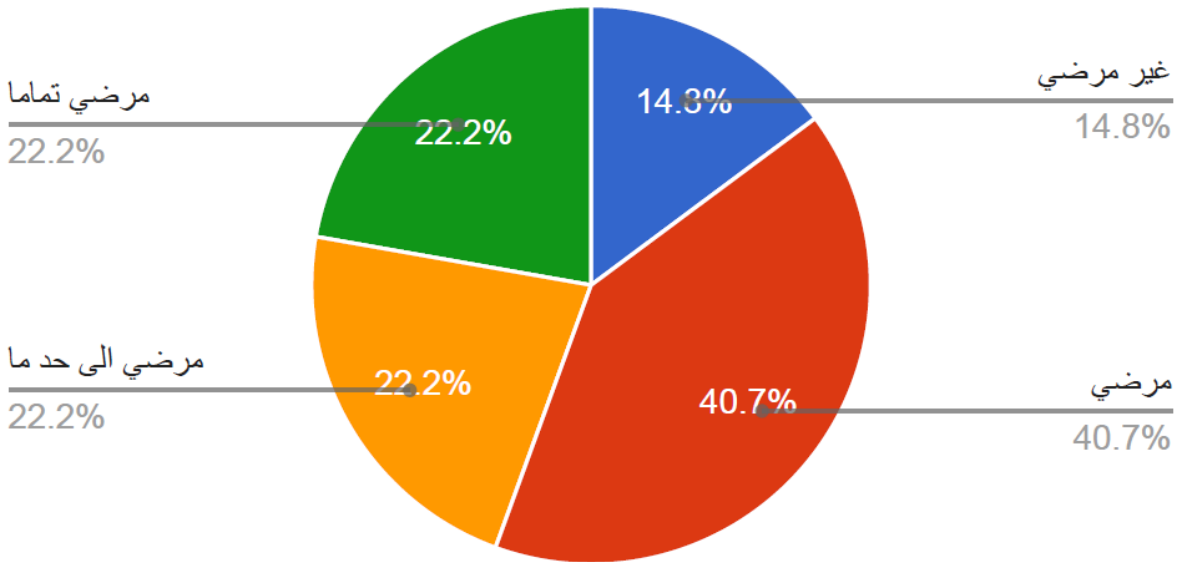
## كيف تقيّم دور البيئة الدراسية الجامعية في تهيئتك لوظيفتك؟



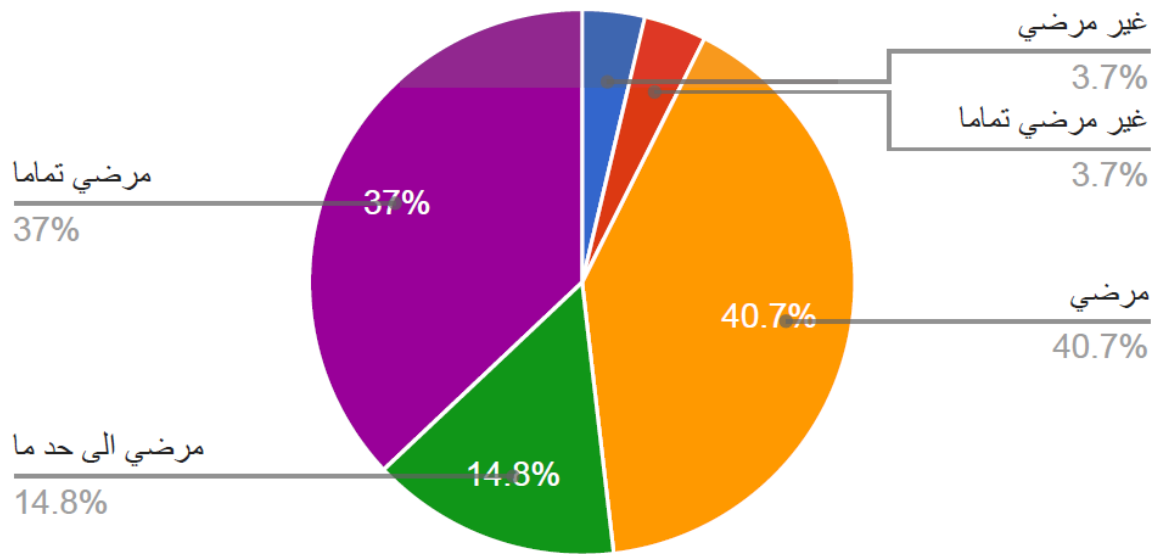
## مدى فهمك للمفاهيم والنظريات المختلفة للبيئة المبنية



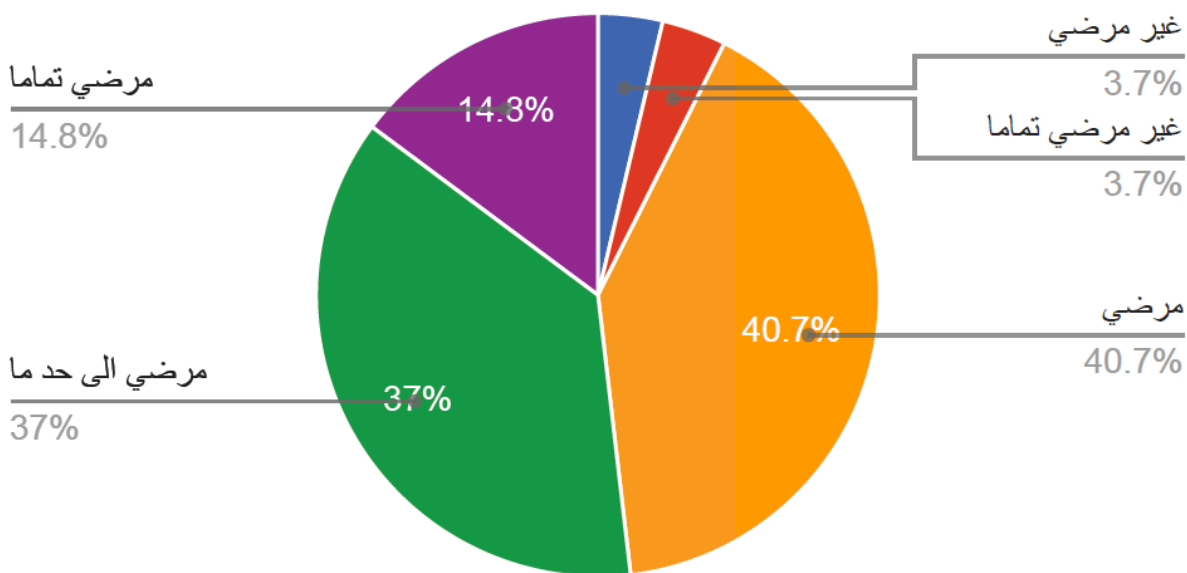
## مدى فهمك لأنظمة وتقنيات ومواد البناء والتشييد



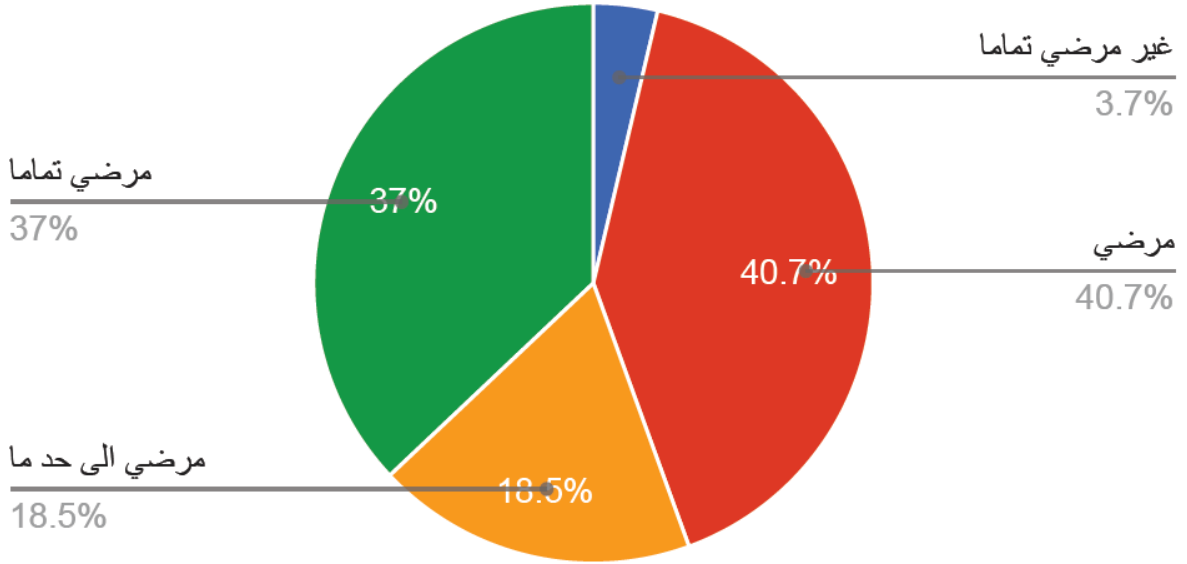
### مدى فهمك للأخلاقيات المهنية للممارسة الهندسية



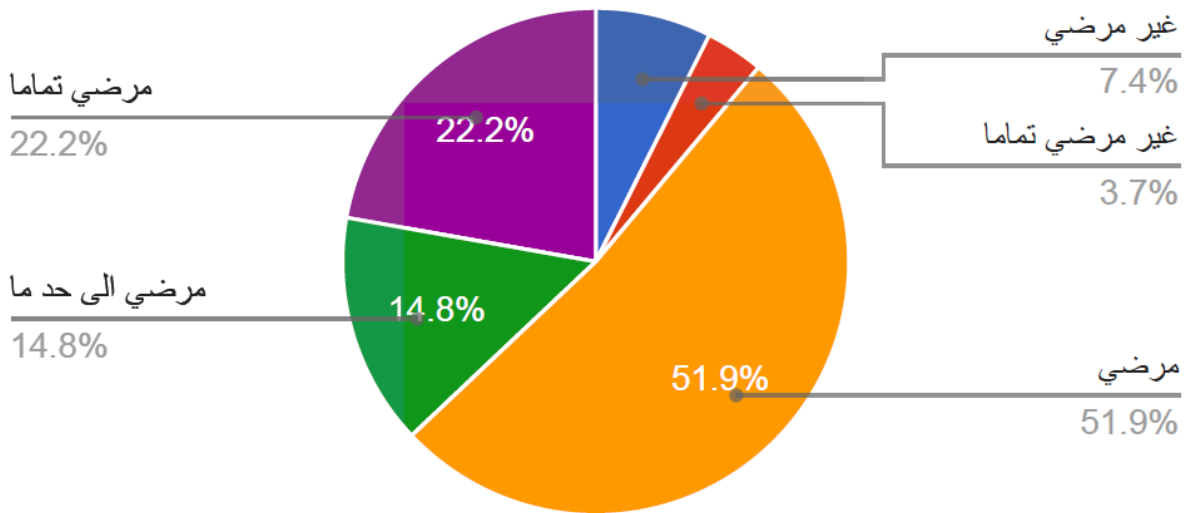
### مدى فهمك للرياضيات والنظريات الهندسية والعلمية المتعلقة بالمجال



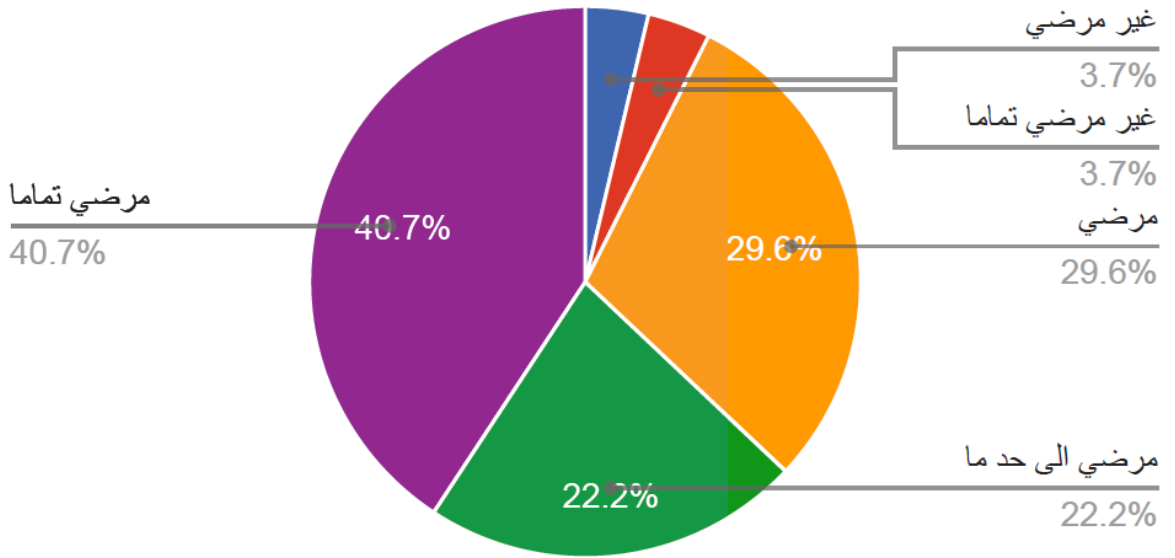
## مدى مقدرتك على تحليل القيم الإسلامية وتأثيرها على العمران



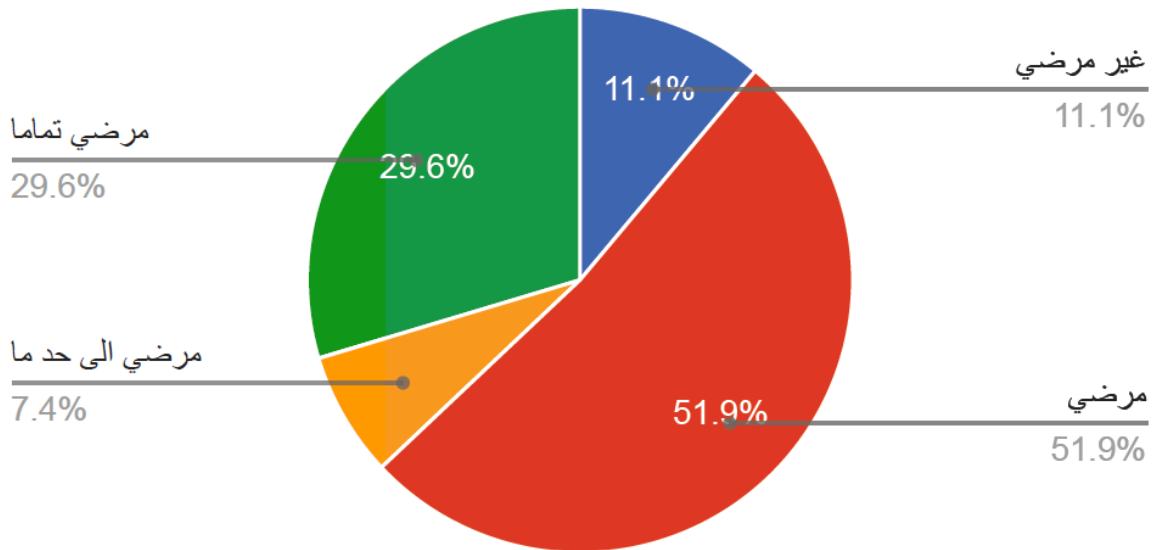
## مدى مقدرتك على تطبيق البحث العلمي لحل المشكلات المعقدة في البيئة المبنية



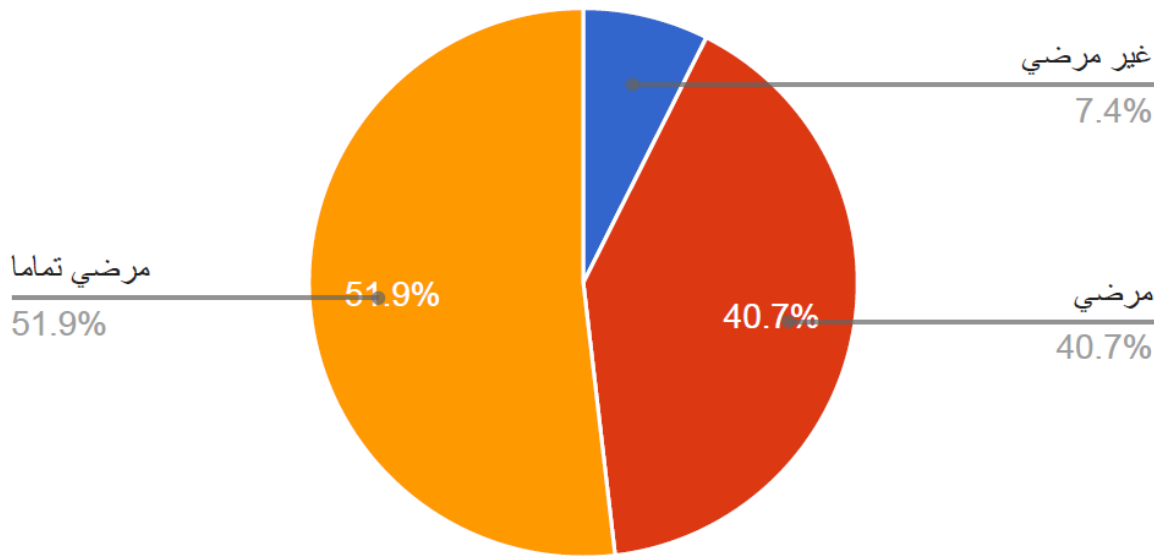
## مدى مقدرتك على تنفيذ الرسومات والأعمال اليدوية والمجسمات بكفاءة



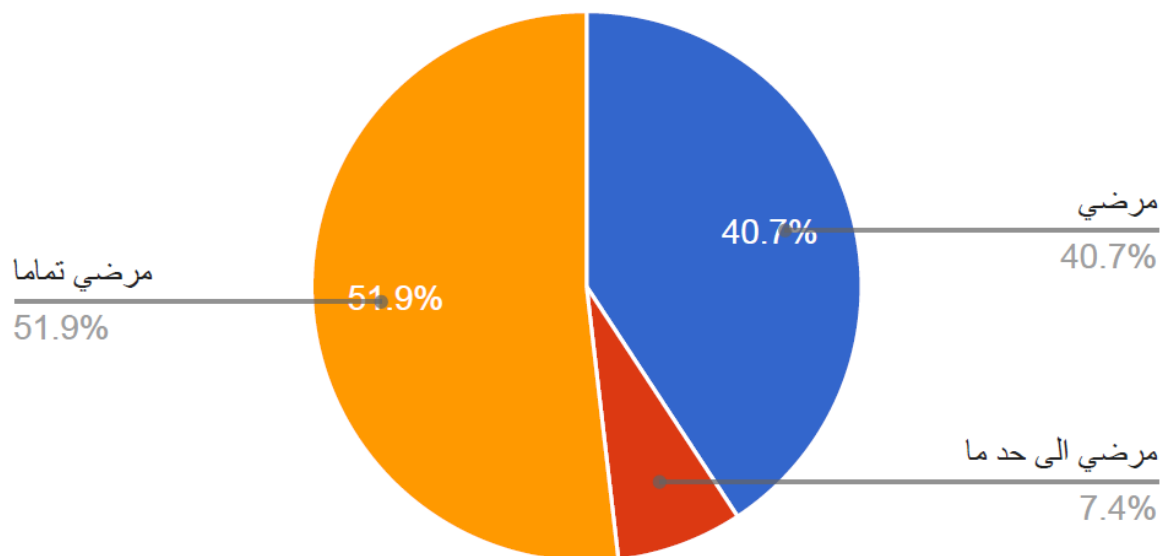
## مدى مقدرتك على التواصل الشفهي والكتابي



## مدى مقدرتك على إظهار الانضباط الذاتي والالتزام بالمواعيد والتقيد باللوائح



## مدى مقدرتك على تحمل المسؤولية الشخصية والمهنية والاجتماعية



## ## 1. Graduate Employment Outcomes

### - Employment Rate:

The employment rate among graduates is approximately 82.4%. This means that about 82.4% of respondents are currently employed, while 17.6% are not employed.

### - By Graduation Year:

The results show that earlier graduation years have higher employment rates, while more recent years show a slight decrease, which is common as recent graduates may still be seeking jobs.

### - Reasons for Unemployment:

- The main reason cited is "could not find a job" (55.6%).
- 22.2% of graduates are pursuing further studies.

### Implication:

Recent graduates are facing more difficulty securing employment compared to earlier cohorts.

## ## 2. Graduate Satisfaction

### - Job Satisfaction:

- Most employed graduates are "completely satisfied", with a few "somewhat satisfied" or "not satisfied".

### - Job Relevance to Major:

- Most graduates (50%) report their job is "completely related" to their major.
- 19.2% say it is "somewhat related", and 11.5% say "not related at all".

### - Benefit from Academic Major:

- Most responses report "moderate" or "high" benefit from their studies in their job.

### - Time to Employment:

- 42.3% found a job within 1-3 months after graduation.
- 26.9% took more than 6 months.
- 15.4% received job offers before graduation.
- 15.4% have not found a job yet.

### Implication:

While satisfaction and job relevance are generally high, a significant minority are not working in their field or are dissatisfied.

## ## 3. Skill Gaps

### ### Self-Assessment (Likert Scale)

- Strongest Areas:
  - Professional ethics, self-discipline, and responsibility are rated highly.
- Areas Needing Improvement:
  - Understanding of mathematics and engineering theories: more graduates rate themselves as only "somewhat satisfied".
  - Building systems, construction techniques, and scientific research application: some graduates rate themselves as "somewhat satisfied" or "not satisfied".
  - Communication skills: a few graduates rate themselves as "not satisfied".

### ### Open-Ended Responses

Graduates identified the following skill gaps:

- Problem-solving and critical thinking
- Information technology skills
- Leadership and management
- English language proficiency
- Practical training and internships
- Project management
- Teamwork and collaboration
- Time management
- Presentation and communication skills

Implication:

There is a clear need to strengthen practical, soft, and technical skills, especially in IT, English, and real-world project experience.

## ## 4. Suggestions for Program Improvement

Graduates suggested:

- Increasing practical training and internships.
- Enhancing English language instruction.
- Integrating more IT and software skills relevant to the field.
- Providing workshops on project management and leadership.
- Offering more opportunities for teamwork and real-world projects.
- Improving career guidance and job placement support.

## ## 5. Actionable Recommendations

Based on the above findings, the following steps are recommended to improve the academic program:

### ### A. Enhance Practical Training

- Expand internship opportunities and partnerships with industry.
- Integrate real-world projects and case studies into the curriculum.

### ### B. Strengthen Soft and Technical Skills

- Offer workshops on problem-solving, leadership, teamwork, and project management.
- Increase focus on IT skills and relevant software tools.
- Enhance English language courses with emphasis on professional communication.

### ### C. Support Career Development

- Offer workshops on job search support, CV writing, and interview preparation.
- Invite industry professionals for guest lectures and networking events.

### ### D. Curriculum Review

- Review and update course content to ensure alignment with current industry needs, especially in construction technologies and engineering fundamentals.
- Gather regular feedback from employers and alumni to keep the program relevant.

### ### E. Monitor Graduate Outcomes

- Track employment rates and satisfaction annually to identify trends and areas for further improvement.

### Summary:

The program is producing graduates who are generally satisfied and able to find employment, but there are clear opportunities to improve practical training, soft skills, IT and English proficiency, and career support. Addressing these areas will help future graduates succeed in the job market and increase the program's reputation.

Prepared by:  
**Prof. Mohamed Atef**



Head of Department  
**Dr. Oumr Adnan Osra**

Report Date: 30-8-2025