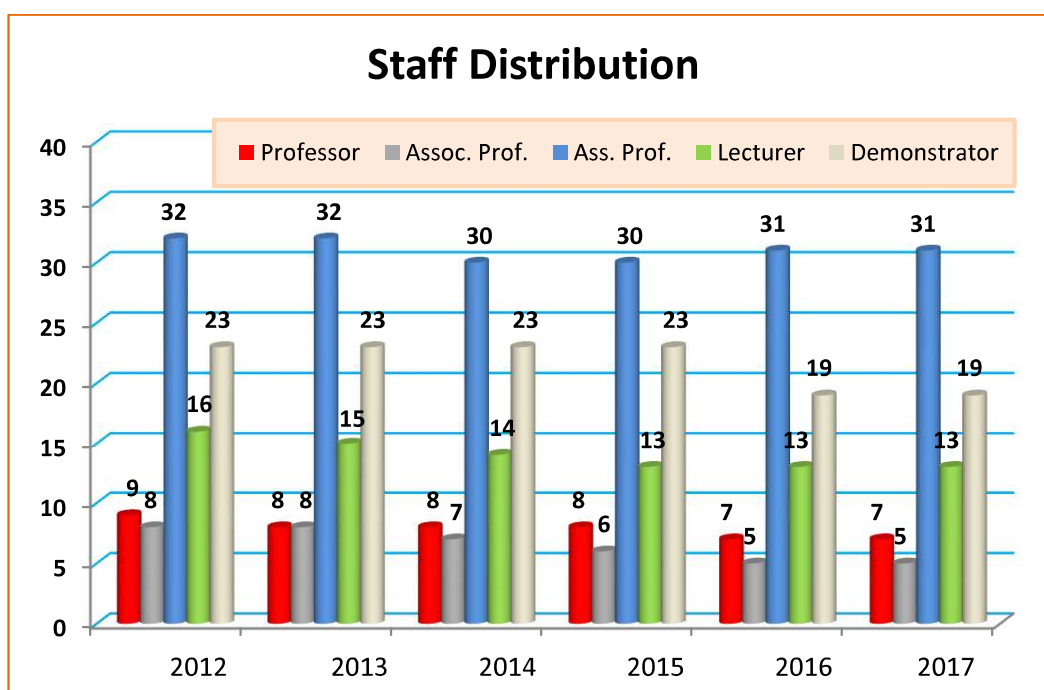


Table 4.1: Staff is contributing in the Physics Department (2016-2017) (Appendix MPP11).

Position	Physics		Medical Physics		Total
	Male	Female	Male	Female	
Professors	4	-	3	-	7
Associate Professors	5	-	0	-	5
Assistant Professor	17	9	3	2	31
Lecturer	3	9	-	1	13
Demonstrator	4	13	-	2	19
Total Academic staff	33	31	6	5	75
Technician	9	6	2	2	19

**Figure 4.1:** Total staff members' distribution in the Physics Department (2012-2017) (Appendix MPP11).

Scopus

Search Sources Alerts Lists Help SciVal

Affiliation details (Umm Al Qura University)

Back to results | 1 of 2 Next >

Umm Al Qura University

PO Box 715, Makkah
Makkah Province, Saudi Arabia
Affiliation ID: 6006648

[About Scopus Affiliation Identifier](#) | [View potential affiliation matches](#)
Other name formats: [Umm Al-Qura University](#)
[Export](#) | [Print](#) | [E-mail](#)
[Follow this affiliation](#) Receive emails when new documents are available in Scopus.
[Set document feed](#)
[Give feedback about this affiliation](#)

Documents: 3,162
Authors: 1,132
Patent results: 276

Collaborating affiliations

King Abdulaziz University
Assiut University
Zagazig University
Cairo University
Aln Shams University

[View more...](#)

Documents by source

Documents	Source	Documents
214	Life Science Journal	53
146	Saudi Medical Journal	41
116	International Journal Of Electrochemical Science	35
109	Thermochimica Acta	33
100	Spectrochimica Acta Part A Molecular And Biomolecular Spectroscopy	25

[View more...](#)

The data displayed above is compiled exclusively from articles published in the Scopus database. To request corrections to any inaccuracies or provide any further feedback, please contact us ([registration required](#)). The data displayed above is subject to the privacy conditions contained in the [privacy policy](#).

[Top of page](#)

Documents by subject area

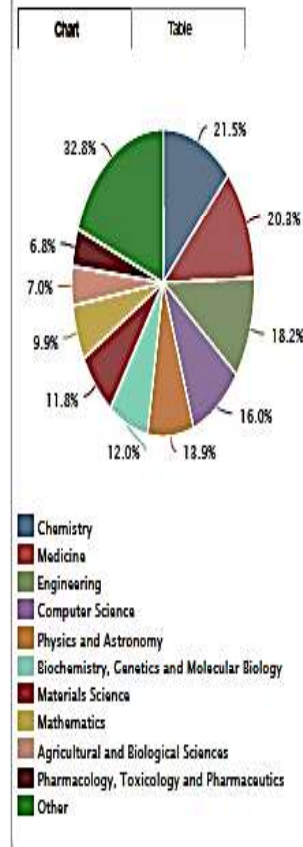


Figure 4.2: Published documents by subject area for Umm Al-Qura University through Scopus 2017.

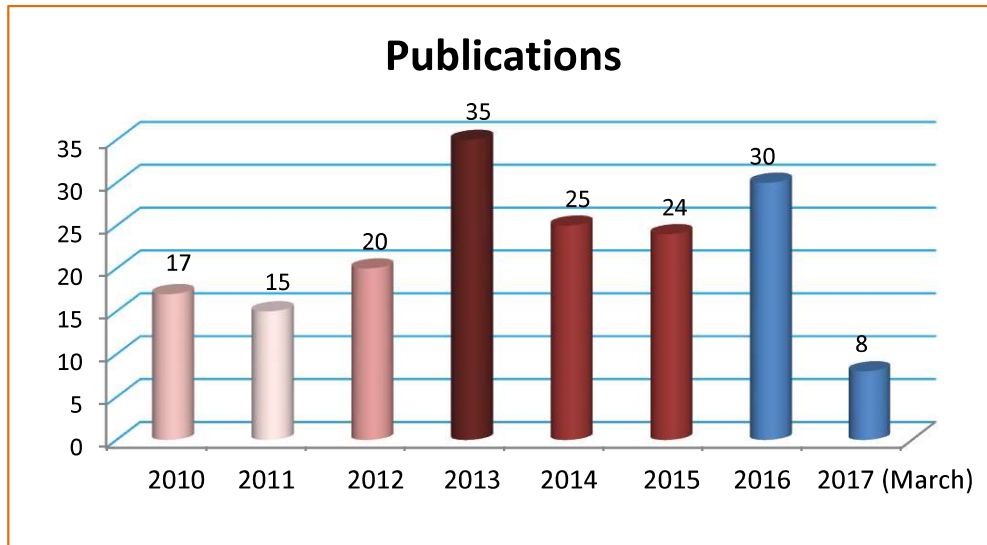


Figure 4.3: The progress of peer reviewed publications of the physics department over the last 6 years (*Last updated 20/3/2017*).

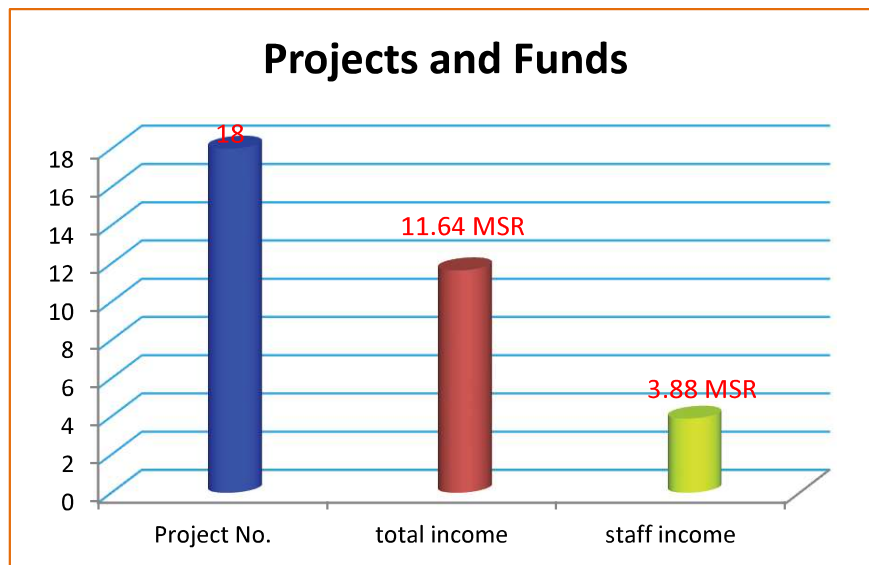


Figure 4.4: A schematic diagram representing the amount of funding over the last 6 years (Last updated 20/3/2017) (*Appendices [MPP19](#) and [MPP20](#)*).