



Steganography

Information Hiding

1

Today..

- ✧ What is steganography?
- ✧ Traces in history
- ✧ Modern day applications
- ✧ Steganographic model
- ✧ Steganography in MP3
- ✧ Steganography in digital images
- ✧ Steganography in Text

2

steve

STEGANOGRAPHY

۳

STEGANOGRAPHY

proactive

۴

STEGANOGRAPHY

5

cover * message * stego

STEGANOGRAPHY

6

What is Steganography?

- ✦ Embedding information in given media without making any visible changes to it.
- ✦ It replaces unneeded/redundant bits in image, sound, and text files with secret data.
- ✦ Instead of protecting data the way encryption does, steganography hides the very existence of the data.

v

Steganography and Steganalysis

✦ Steganography

- ◆ Goal – hide an embedded file within a cover file such that embedded file's existence is concealed
- ◆ Result is called stego file
- ◆ Substitution (least significant bit), transform, spread spectrum, cover generation, etc

✦ Steganalysis

- ◆ Goals – detection, disabling, extraction, confusion of steganography
- ◆ Visible detection, filtering, statistics, etc

Ref: Katz, West, John, Frid, Fari

Problem formulation

☀ Problem:

- ◆ Alice and Bob are in male/female prisons and want to communicate to make an escape plan. Willie warden would let them communicate but would monitor the communication.
- ◆ A solution needs to be found out such that the communication would seem to be innocent to person who is not aware that “something lies beneath it”.

9

Traces in history

- ☀ Existed in different forms and media
- ☀ Tattoos
- ☀ Dots on top of ‘i’ and ‘j’
- ☀ Deliberate misspellings or Error

10

Modern day applications

- ✧ Avoid third party snooping
- ✧ Security reinforcement layer to cryptography
- ✧ Hiding copyright info: digital watermarks and fingerprinting (growing due to web piracy)
- ✧ Data encapsulation : data and still images

11

Modern day applications

- ✧ medical doctors combine explanatory or serious information within X-ray images
- ✧ communications for codes self-error correcting; corrective audio or image data in case corruption
- ✧ copyright protection is to protect the cover medium from claiming its credit be others

12

Steganography & Cryptography

- ✧ have overlapping usages in the information hiding.
- ✧ Steganography security hides the knowledge that there is information in the cover medium.
- ✧ cryptography reveals this knowledge but encodes the data as cipher-text and disputes decoding it without permission.
- ✧ cryptography concentrate the challenge on the decoding process while steganography adds the search of detecting if there is hidden information or not.

١٣

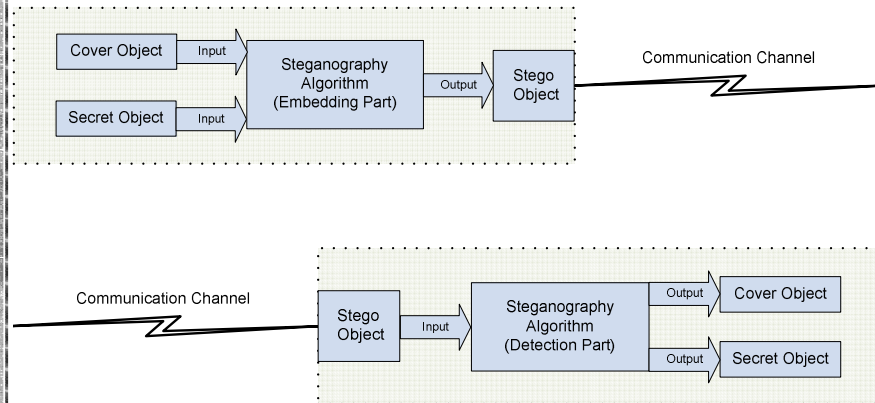
Steganography & Watermarking

- ✧ Have overlapping usages in the info hiding & intellectual rights issues
- ✧ Watermarking is different from steganography in its main goal.
- ✧ Watermarking aim is to protect the cover medium from any modification with no real emphasis on secrecy.
- ✧ Watermarking can be observed as steganography that is concentrating on high robustness and very low or almost no security.

١٤

Steganographic model

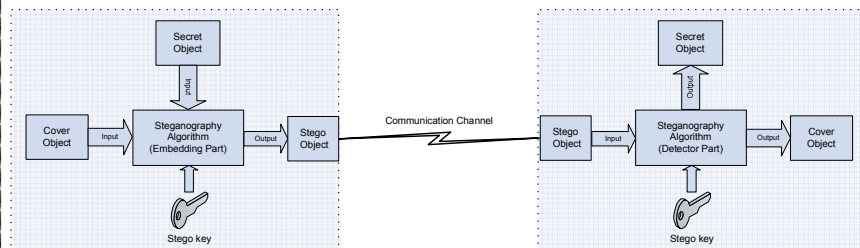
Basic Steganography System



10

Steganographic model

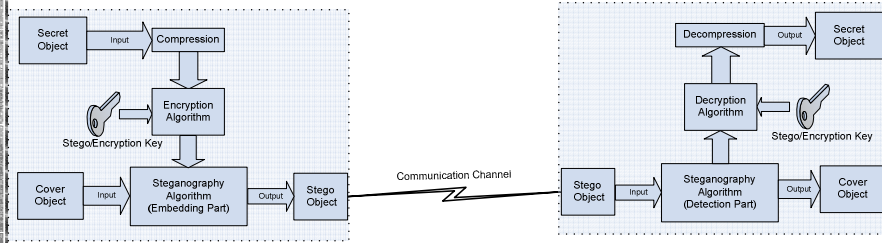
PRNG-Key Steganography System



11

Steganographic model

Advanced Steganography System



17

Stego-system criteria

- ✦ Cover data should not be significantly modified
i.e. perceptible to human perception system
- ✦ The embedded data should be directly encoded in
the cover & not in wrapper or header
- ✦ Embedded data should be immune to
modifications to cover
- ✦ Distortion cannot be eliminated so error-correcting
codes need to be included whenever required

18

Steganography main aspects and usefulness

✧ Security

- ability of an eavesdropper to figure the hidden information easily

✧ Capacity

- amount of data bits that can be hidden in the cover medium

✧ Robustness

- resist possibility of modifying or destroying the unseen data

19

Stego cover media

✧ Any electronic file type:

- Audio
- Image
- Text
- Video

20

Steganography in Audio

- ✦ Audio company publishes Audio products in mp3 and publishes over internet.
- ✦ Some people take these mp3 files and publish under their own name.
- ✦ Case goes to court.
- ✦ The Audio company needs to prove that the material which is exhibit is indeed the one they published.
- ✦ They need a hidden copyright.

٢١

A Picture is worth 1,024 words

- ✦ Images have a lot of data:
 - ◆ Spam Mail: 1,108 Bytes
 - ◆ Picture of Dave: 152 KB
- ✦ Ways to hide information
 - ◆ Least significant bit (BMP)
 - ◆ Palette Shifts (GIF)
 - ◆ Discrete Cosine Transforms (JPG)

٢٢

Steganography in images

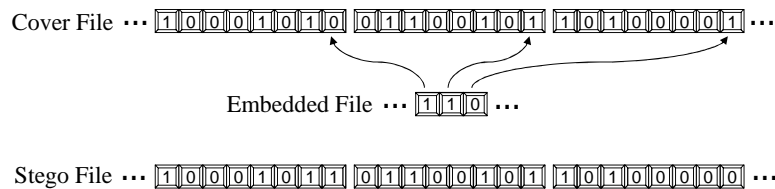
Way images are stored:

- ✧ Array of numbers representing RGB values for each pixel
- ✧ Common images are in 8-bit/pixel and 24-bit/pixel format.
- ✧ 24-bit images have lot of space for storage but are huge and invite compression
- ✧ 8-bits are good options.
- ✧ Proper selection of cover image is important.
- ✧ Best candidates: gray scale imagesRGB images

٢٣

Least significant bit (LSB) substitution Steganography

- ✧ Easy to understand and implement
- ✧ Used in many available stego tools



٢٤

Least Significant Bit method

- ✧ Consider a 24 bit picture
- ✧ Data to be inserted: character 'A': (10000011)
- ✧ Host pixels: 3 pixel will be used to store one character of 8-bits
- ✧ The pixels which would be selected for holding the data are chosen on the basis of the key which can be a random number.

✧ Ex:

00100111	11101001	11001000
00100111	11001000	11101001
11001000	00100111	11101001

Embedding 'A'

0010011 1	1110100 0	1100100 0
0010011 0	1100100 0	1110100 0
1100100 1	0010011 1	1110100 1

- ✧ According to researchers on an average only 50% of the pixels actually change from 0-1 or 1-0.

۲۵

What's behind this pic?



۲۶

gray-scale

(Bit Planes)

- ✱ An Image is a 2D array of pixels
- ✱ Each pixel (in gray-scale) is 8 bits
- ✱ Each bit carries information
 - ◆ Not all bits carry the same *amount*

A ₇	A ₆	A ₅	A ₄	A ₃	A ₂	A ₁	A ₀
128	64	32	16	8	4	2	1

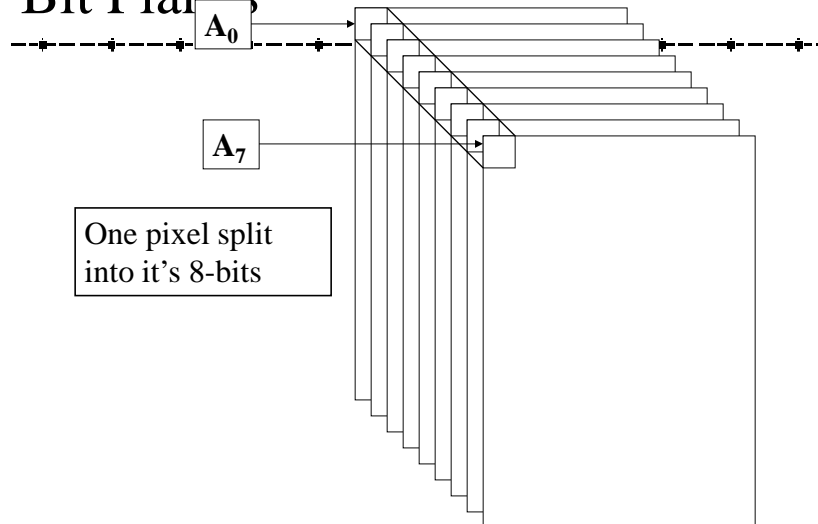
Binary Representation of 25							
A ₇	A ₆	A ₅	A ₄	A ₃	A ₂	A ₁	A ₀
0	0	0	1	1	0	0	1

Binary Representation of 153							
A ₇	A ₆	A ₅	A ₄	A ₃	A ₂	A ₁	A ₀
1	0	0	1	1	0	0	1

Binary Representation of 24							
A ₇	A ₆	A ₅	A ₄	A ₃	A ₂	A ₁	A ₀
0	0	0	1	1	0	0	0


٢٧

Bit Planes



٢٨

Bit Planes



White indicates an ON bit and black an OFF bit

- (a) 8-bit grayscale source image
- (b) Most significant bit plane (a_7) of the source
- (c) Least significant bit plane (a_0) of the source
- (d) Bit plane a_4 of the source image

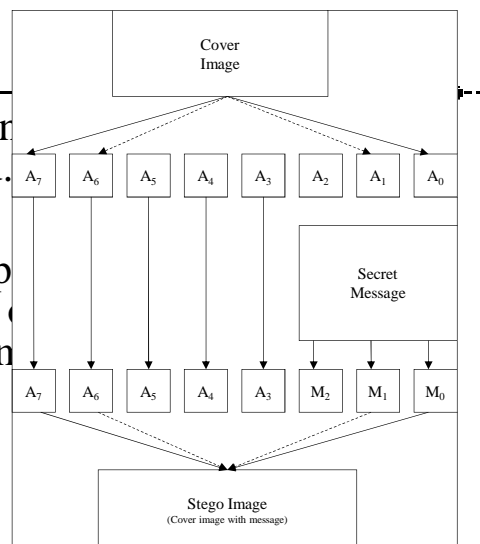
۲۹

The Big Idea


(LSB embedding)

✦ An image contain
can be perceived.


✦ Replace the “imp
noticeable) bits”
bits of a “secret n



۳۰




+



TOP SECRET

=




8-bit (256 grayscale) images.


Example: Copyright Fabian A.P. Petitcolas,
Computer Laboratory, University of Cambridge
http://www.cl.cam.ac.uk/~fapp2/steganography/image_downgrading/

31

Sacrificing 2 bits of cover to carry 2 bits of secret image



Original Image



Extracted Image

32

Sacrificing 5 bits of cover to carry 5 bits of secret image



Original Image


Extracted Image

۳۳

RGB Image Steganography

pictures from wikipedia (http://en.wikipedia.org/wiki/RGB_color_model)

- ✧ RGB Pixel = 3 channels: Red, Green, Blue
- ✧ **RGBA** = Red, Green, Blue, Alpha.
RGB with Alpha = transparency.



RGB Image Steganography

✧ Single channel hiding

- ✧ Hide & Seek (Provos & Honeyman 2003)
- ✧ Stego-1bit, Stego-2bits, Stego-3bits & Stego-4bits

✧ Multi channel hiding

- ✧ Stego Color Cycle (SCC)
 - ✧ Pseudorandom Number Generator (PRNG)
 - ✧ S-Tools
- ✧ (Curran & Bailey 2006)
- ✧ Pixel indicator technique

٣٥

Stego Color Cycle (SCC)

- ✧ RGB images
- ✧ Hide a bit/pixel
- ✧ One channel is utilized
- ✧ Hiding channels cycles in a sequence
- ✧ Improvement = hide more than a bit

٣٦

Steganography

Using Pixel Indicator technique for better Steganography

۳۷

Pixel Indicator Technique

- ✧ RGB images are of 24-bits per pixels.
- ✧ Use of LSB bits of one of the channels as indicator for data existence in the other two channels.
- ✧ The 2 LSB of indicator are based on Image nature.
- ✧ First indicator is chosen based on image length value property

Indicator	Ch 1	Ch 2
00	No hidden data	No hidden data
01	No hidden data	2bits of hidden data
10	2bits of hidden data	No hidden data
11	2bits of hidden data	2bits of hidden data

۳۸

Indicator sequence

✶ First indicator channel

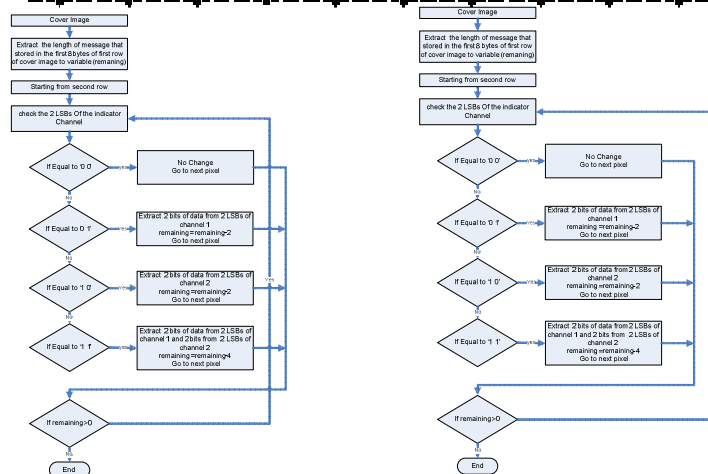
Type of length (N) of secret message	I Level Selection Select indicator channel, first element of sequence	II Level Selection Binary N parity-bit	
		Odd Parity	Even Parity
Even	R	GB	BG
Prime	B	RG	GR
Else	G	RB	BR

✶ Steganography sequence:

-RGB-RBG-GBR-GRB-BRG-BGR-

٣٩

Pixel Indicator Technique Process



٤٠

Testing And Results

- ✧ Image size = $512 \times 384 = 196608$ pixels
- ✧ Secret text = 11,733 characters length = 93,864 bits
- ✧ The test performed hiding data using
1 bit, 2 bits, 3 bits, 4 bits, 5bits.
- ✧ Histogram for each channel in each run was drawn.
- ✧ The number of pixels required each time was recorded.

٤١

Testing And Results (2bits)

- ✧ Using 2 bits as hidden data:

Original (Cover)+ secret = Stega.obj.



٤٢

Testing And Results (3bits)

✧ Using 3 bits as hidden data:

Original (Cover)+ secret = Stega.obj.



٤٣

Testing And Results (4bits)

✧ Using 4 bits as hidden data:

Original (Cover)+ secret = Stega.obj.



٤٤

Testing And Results (5bits)

✨ Using 5 bits as hidden data:

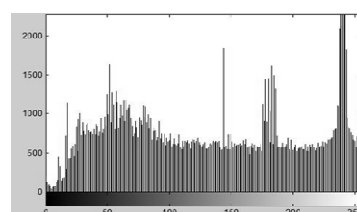
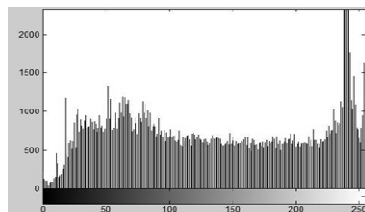
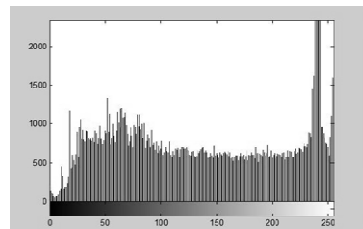
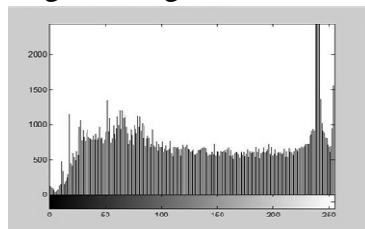
Original (Cover)+ secret = Stega.obj.



٤٥

Testing And Results (Red Channel)

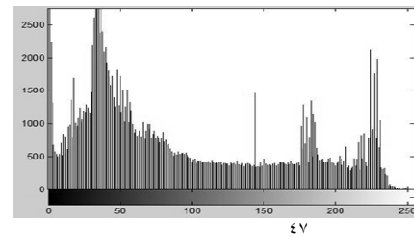
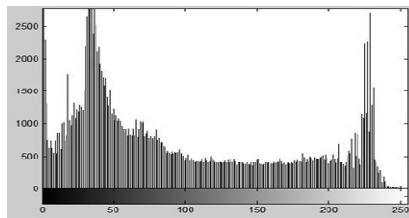
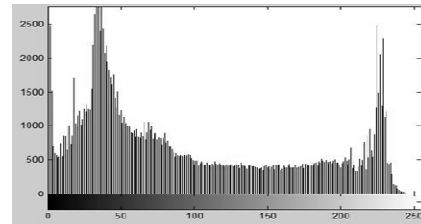
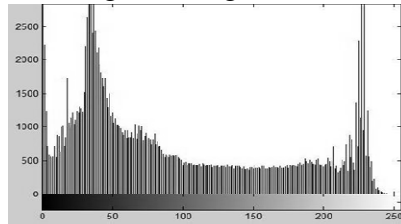
Original image, 2-bits, 4-bits and 5-bits:



٤٦

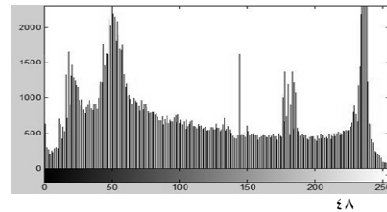
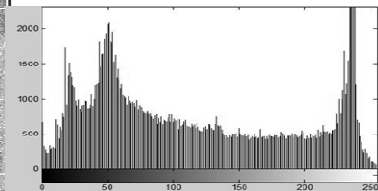
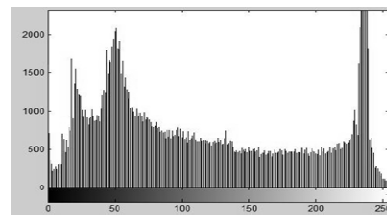
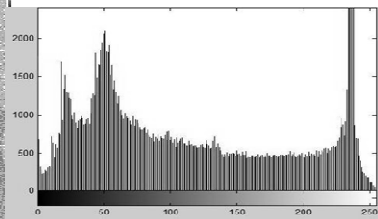
Testing And Results (Blue Channel)

☀ Original image, 2-bits, 4-bits and 5-bits):

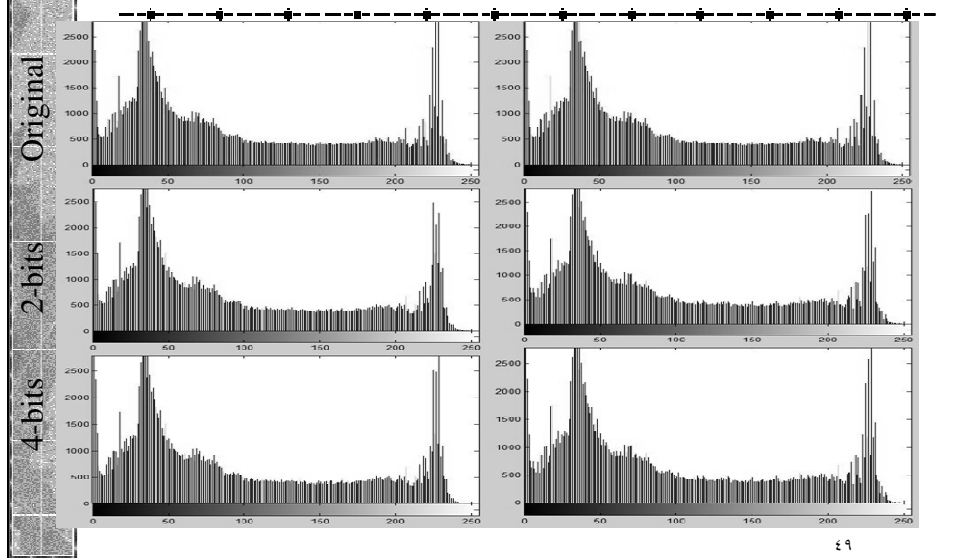


Testing And Results (Green Channel)

☀ Original image, 2-bits, 4-bits and 5-bits):

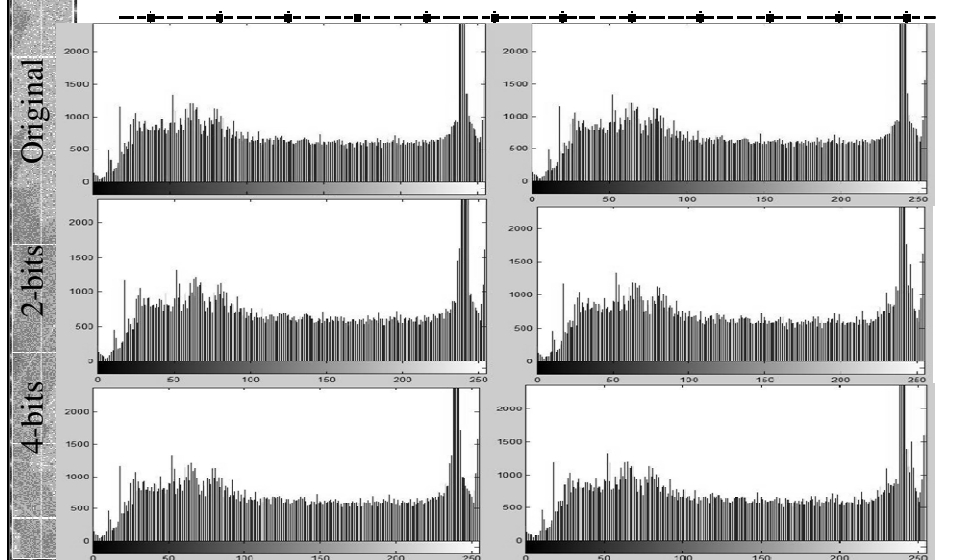


Pixel Indicator Technique Vs Stego Color Cycle (Blue Channel)


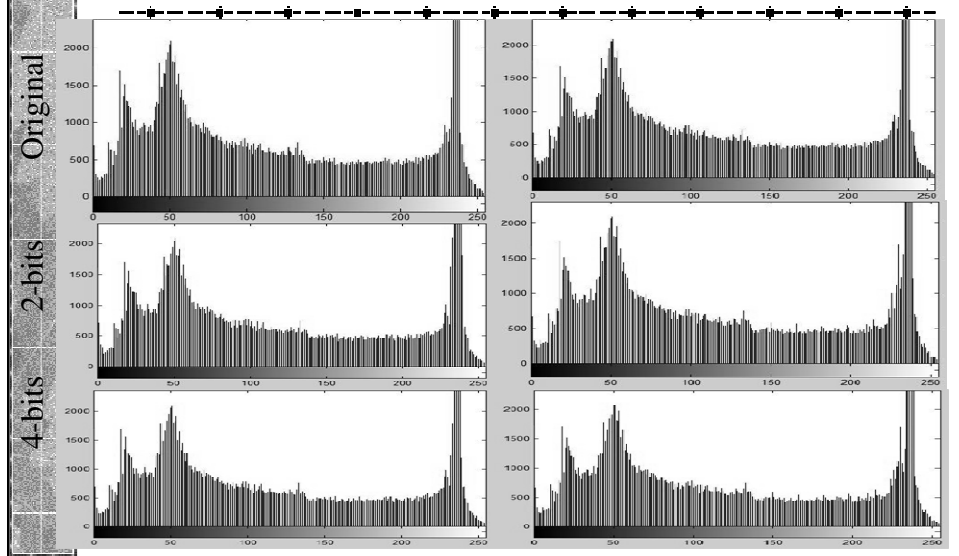


49

Pixel Indicator Technique Vs Stego Color Cycle (RED Channel)



Pixel Indicator Technique Vs Stego Color Cycle (Green Channel)



Spaces

- ✱ By adding extra white-spaces between words, or at end of lines or paragraph of the text
- ✱ What are the strengths & weaknesses?
- ✱ Does not reveal secrecy to the normal reader → high security
- ✱ Cannot hide too much information → low capacity
- ✱ Electronic text editors automatically remove extra white-spaces → low robustness

٦٧

Dear Friend , Your email address has been submitted to us indicating your interest in our newsletter . If you no longer wish to receive our publications simply reply with a Subject: of "REMOVE" and you will immediately be removed from our Club . This mail is being sent in compliance with Senate bill 2116 , Title 7 , Section 301 ! Do NOT confuse us with Internet scam artists . why work for somebody else when you can become rich within 13 DAYS ! Have you ever noticed the baby boomers are more demanding than their parents and nobody is getting any younger ! well, now is your chance to capitalize on this . WE will help YOU process your orders within seconds plus deliver goods right to the customer's doorstep . The best thing about our system is that it is absolutely risk free for you ! But don't believe us ! Mr Ames who resides in Delaware tried us and says "My only problem now is where to park all my cars" ! This offer is 100% legal ! If not for you then for you **loved ones** - act now ! Sign up a friend and you'll get a discount of 50% . Thank-you for your serious consideration of our offer !

Give us an A-

Abbreviation Steganography using letter cases

Dear Friend , Your email address has been submitted to us indicating your interest in our newsletter . If you no longer wish to receive our publications simply reply with a Subject: of "REMOVE" and you will immediately be removed from our club . This mail is being sent in compliance with Senate bill 2116 , Title 7 , Section 301 ! Do NOT confuse us with Internet scam artists . why work for somebody else when you can become rich within 13 DAYS ! Have you ever noticed the baby boomers are more demanding than their parents and nobody is getting any younger ! well, now is your chance to capitalize on this . WE will help YOU process your orders within seconds plus deliver goods right to the customer's doorstep . The best thing about our system is that it is absolutely risk free for you ! But don't believe us ! Mr Ames who resides in Delaware tried us and says "My only problem now is where to park all my cars" ! This offer is 100% legal ! If not for you then for you **LOVED ONES** - act now ! Sign up a friend and you'll get a discount of 50% . Thank-you for your serious consideration of our offer !

Give us an A+

٦٨

Semantic Method

- ✧ Semantic method proposes using synonyms of words for certain words as for hiding information in the text.
- ✧ However, this method may alter the meaning of the text which will change the intended hidden information.

٦٩

Character Feature Steganography

- ✧ Changes some of the features of the text characters.
- ✧ Example, the most significant bits of some characters are extended to hold bits of the hidden information.
- ✧ Character steganography can hold a large quantity of secret information without making normal readers aware of the existence of such information in the text.

٧٠

Arabic Text Steganography

Dotted letters (pointed letters)

Extensions (Kashida) & dotted letters

Diacritics

٧١

Arabic Based Steganography

Arabic language is the largest living member of the Semitic language family in terms of speakers. (270 million speakers).

It contains 28 alphabet characters; 15 of which have points.

اللُّغَةُ

العَرَبِيَّةُ

Characters with no points	Characters with one point	Characters with two points	Characters with three points
أ ح د ر س ص ط ع ك ل م ه و	ب ج خ ذ ز ض ط غ ف ن	ت ق ي	ث ش

Fig. 2: Arabic Alphabet

٧٢

Characteristics of the Arabic Script

- ✧ The Arabic alphabet has Semitic origins derived from the Aramaic writing system .
- ✧ Little has been proposed for Arabic script steganography.
- ✧ Two inherent properties of Arabic writing: dots & connectability.
- ✧ Arabic basic alphabet of 28 letters, 15 have from one to three points, four letters can have a Hamzah, and one, ALEF, can be adorned by the elongation stroke, the Maddah

٧٣

Pointed Letters

✧ Shirali-Shahreza, 2006



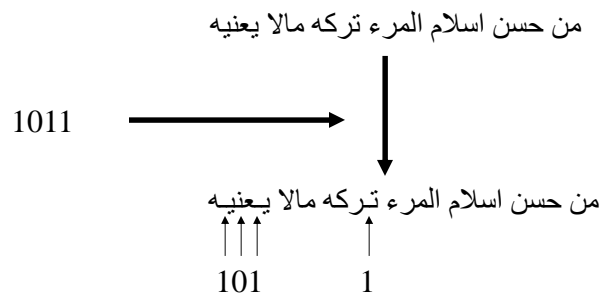
un-pointed letters = 13	pointed letters = 15
ا ح د ر	ب ت ث
س ص	ج خ ذ
ط ع ك	ز ش
ل م هـ	ض ظ
و	غ ف ق
	ن ي

✧ Drawback: robustness

٧٤

Pointed Letters & Extensions (Kashida)

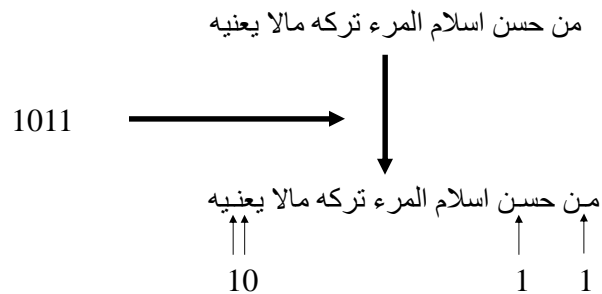
☀ Steganography example adding extensions after pointed letters.



٧٥

Pointed Letters & Extensions (Kashida)

☀ Steganography example adding extensions before pointed letters.



٧٦

ARABIC DIACRITICS حرکات BASED STEGANOGRAPHY

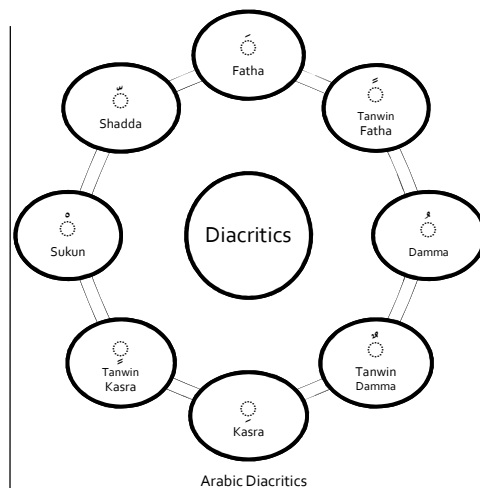
٧٧

||| Diacritics (Harakat – حرکات)

Arabic language uses eight symbols as diacritical marks.

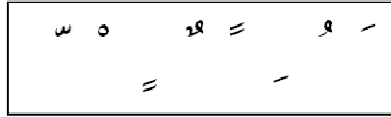
It is used to alter the pronunciation of a phoneme or to distinguish between words of similar spelling.

The use of diacritics in the text is optional in written Standard Arabic.



٧٨

Background on Arabic Diacritic Marks



- Arabic diacritics decorate letters in Arabic script and modify their pronunciation
- Vowels occur pretty frequently in languages
- Read the English sentence by deducing vowel diacritics and feel the difference

Just to feel the task, read the following English sentence:
 "jst + fl th tsk, rd th flllwng nglsh sntnc"

Statistics for Diacritics

First we needed to find the average occurrences of diacritics in a fully diacritized Arabic document.

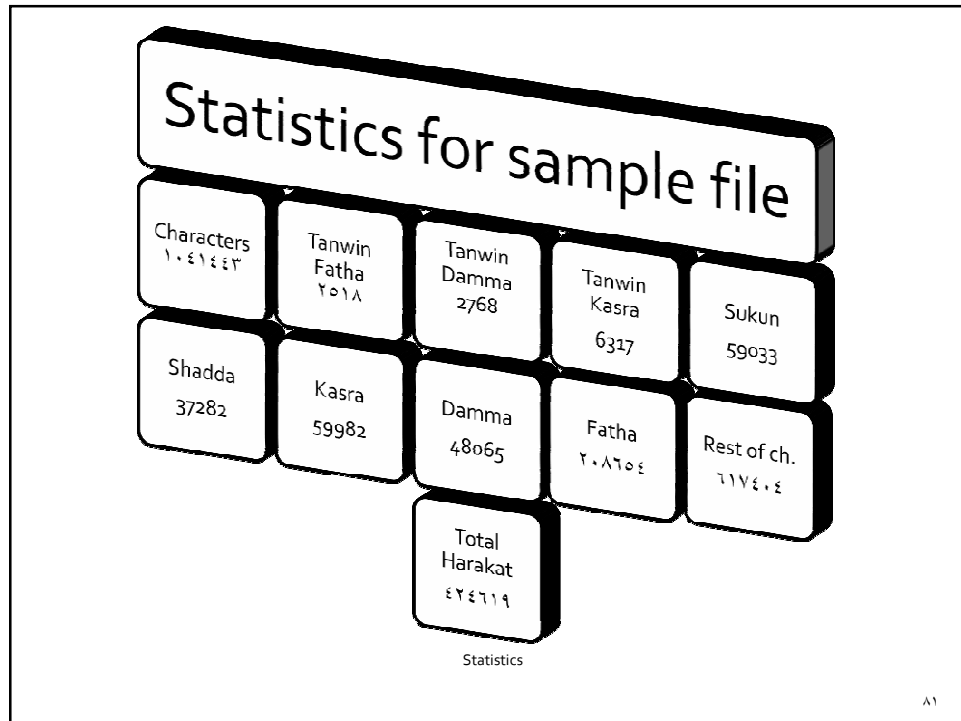
Then we needed to compare these occurrences to find the best embedding technique available.

Both ambiguity and capacity are important factors to consider.

■ حَدَّثَنَا مُحَمَّدُ بْنُ جَعْفَرٍ قَالَ حَدَّثَنَا شُعْبَةُ عَنْ زَيْدِ بْنِ جَعْفَرٍ عَنْ سَلِيمِ بْنِ عَامِرٍ عَنْ أَوْسَطَ قَالَ خَطَبَنَا أَبُو بَكْرٍ رَضِيَ اللَّهُ عَنْهُ فَقَالَ قَامَ رَسُولُ اللَّهِ صَلَّى اللَّهُ عَلَيْهِ وَسَلَّمَ مَقَامِي هَذَا عَامَ الْأَوَّلِ وَيَكُنِي أَبُو بَكْرٍ فَقَالَ أَبُو بَكْرٍ سَلُوا اللَّهَ الْمَعَاذَةَ أَوْ قَالَ الْعَاقِبَةَ فَلَمْ يَزَلْ أَحَدٌ قَطُّ بَعْدَ الْبَيْتَيْنِ أَفْضَلَ مِنَ الْعَاقِبَةِ أَوْ الْمَعَاذَةِ عَلَيْكُمْ بِالصِّدْقِ فَإِنَّهُ مَعَ الْبِرِّ وَهِيَ فِي الْجَنَّةِ وَإِنَّا كُنْمْ وَالْكَذِبُ فَإِنَّهُ مَعَ الْفُجُورِ وَهِيَ فِي النَّارِ وَلَا تَحَاسَدُوا وَلَا تَبَاغَضُوا وَلَا تَقَاطَعُوا وَلَا تَذَابِتُوا وَكُونُوا إِخْوَانًا كَمَا أَمَرَكُمُ اللَّهُ تَعَالَى

■ حَدَّثَنَا عَبْدُ الرَّحْمَنِ بْنُ مَهْدِيٍّ وَأَبُو عَامِرٍ قَالَا حَدَّثَنَا زُهَيْرُ بْنُ أَبِي مُخَيْمٍ عَنْ عَبْدِ اللَّهِ بْنِ أَبِي نَجْدٍ عَنْ عُقَيْلِ بْنِ مُعَاذٍ عَنْ رِفَاعَةَ بْنِ زَافِعٍ الْأَنْصَارِيِّ عَنْ أَبِيهِ رِفَاعَةَ بْنِ زَافِعٍ قَالَ سَمِعْتُ أَبَا بَكْرٍ الصِّدِّيقَ رَضِيَ اللَّهُ عَنْهُ يَقُولُ عَلَى مَنَرٍ رَسُولُ اللَّهِ صَلَّى اللَّهُ عَلَيْهِ وَسَلَّمَ سَمِعْتُ رَسُولَ اللَّهِ صَلَّى اللَّهُ عَلَيْهِ وَسَلَّمَ يَقُولُ فَبَكَى أَبُو بَكْرٍ حِينَ ذَكَرَ رَسُولَ اللَّهِ صَلَّى اللَّهُ عَلَيْهِ وَسَلَّمَ ثُمَّ سُرِّيَ عَنْهُ ثُمَّ قَالَ سَمِعْتُ رَسُولَ اللَّهِ صَلَّى اللَّهُ عَلَيْهِ وَسَلَّمَ يَقُولُ فِي هَذَا الْقَيْظِ عَامَ الْأَوَّلِ سَلُوا اللَّهَ الْعَاقِبَةَ وَالْعَاقِبَةُ فِي الْأَجَرِ وَالْأَوَّلُ

Fig. 6: Sample for diacritized Arabic text



Using Diacritics To Hide Data

Analysis indicates that in standard Arabic the frequency of one diacritic, namely Fatha, is almost equal to the occurrence of the other seven diacritics.

Assign a 1 to the diacritic Fatha and the remaining seven diacritics will represent a 0.

Use a cover media that is empty of diacritics.

حَدَّثَنَا سُفْيَانُ عَنْ يَحْيَى عَنْ مُحَمَّدِ بْنِ إِبْرَاهِيمَ التَّيْمِيِّ عَنْ
عَلْقَمَةَ بْنِ وَقَاصٍ قَالَ سَمِعْتُ عُمَرَ رَضِيَ اللَّهُ عَنْهُ يَقُولُ
سَمِعْتُ رَسُولَ اللَّهِ صَلَّى اللَّهُ عَلَيْهِ وَسَلَّمَ يَقُولُ إِنَّمَا الْأَعْمَالُ
بِالنِّيَّةِ وَلِكُلِّ امْرِئٍ مَا نَوَى فَمَنْ كَانَتْ هِجْرَتُهُ إِلَى اللَّهِ عَزَّ
وَجَلَّ فَهِجْرَتُهُ إِلَى مَا هَاجَرَ إِلَيْهِ وَمَنْ كَانَتْ هِجْرَتُهُ لِدُنْيَا
بُصِيْبٍهَا أَوْ امْرَأَةٍ يَنْكِحُهَا فَهِجْرَتُهُ إِلَى مَا هَاجَرَ إِلَيْهِ

حدثنا سفيان عن يحيى عن محمد بن إبراهيم التيمي عن
علقمة بن وقاص قال سمعت عمر رضي الله عنه يقول
سمعت رسول الله صلى الله عليه وسلم يقول إنما الأعمال
بالنية ولكل امرئ ما نوى فمن كانت هجرته إلى الله عز
وجل فهجرته إلى ما هاجر إليه ومن كانت هجرته لدنيا
بصبيها أو امرأة ينكحها فهجرته إلى ما هاجر إليه

Diacritized and non-diacritized text

Syntactically Correct

- To encode a value of 1 the algorithm looks for the first location where a Fatha can be placed and inserts the diacritic Fatha in the text.
- Location determination is based on the rules defined by the Standard Arabic language grammar and syntax.
- Or we can compare it to a copy of the cover media that is already diacritized (faster, and less complex)

٨٣

Implementation Example

Next, the algorithm looks for the next location where a Fatha can be placed if another 1 needs to be inserted and adds the Fatha.

Otherwise, to insert a bit value of 0 the algorithm locates the first next position where any of the other diacritics can be inserted and adds that diacritic.

This process is repeated for as long as there are bits remaining to be hidden.

حَدَّثَنَا سُفْيَانُ عَنْ يَحْيَى عَنْ مُحَمَّدِ بْنِ إِسْرَافِيلَ التَّمِيمِيِّ عَنْ
عَلْقَمَةَ بْنِ وَقَّاصٍ قَالَ سَمِعْتُ عُمَرَ رَضِيَ اللَّهُ عَنْهُ يَقُولُ
سَمِعْتُ رَسُولَ اللَّهِ صَلَّى اللَّهُ عَلَيْهِ وَسَلَّمَ يَقُولُ إِنَّمَا الْأَعْمَالُ
بِالنِّيَّةِ وَلِكُلِّ امْرِئٍ مَا نَوَى فَمَنْ كَانَتْ هِجْرَتُهُ إِلَى اللَّهِ عَزَّ
وَجَلَّ فَهِجْرَتُهُ إِلَى مَا هَاجَرَ إِلَيْهِ وَمَنْ كَانَتْ هِجْرَتُهُ لِدُنْيَا
بِضَائِهَا أَوْ امْرَأَةٍ يَنْكِحُهَا فَهِجْرَتُهُ إِلَى مَا هَاجَرَ إِلَيْهِ

Encoding the sequence 10101110101110000 using diacritics

قال الشيخ الإمام الحافظ أبو عبد الله
محمد بن إسماعيل بن إبراهيم بن
المغيرة البخاري رحمه الله تعالى
أمين

Encoding the same sequence using Kashida

٨٤

Reusing The Cover Media

The output file will have less diacritics than the original cover media (because of deletion).

This means that reusing the same document more than once will mean less capacity.

A research group at IBM has proposed techniques for restoration of Arabic diacritics based on maximum entropy.

n-gram size	Katz LM		Kneser-Ney LM	
	WER	DER	WER	DER
3	63	31	55	28
4	54	25	38	19
5	51	21	28	13
6	44	18	24	11
7	39	16	23	11
8	37	15	23	10

Fig. 11: Error rate in % for n-gram diacritic restoration

٨٥

Results

Compared to other techniques, capacity is the highest if a fully diacritized document is used as cover media.

Ambiguity is dependent on the reader's familiarity with Arabic language.

Robustness is high since it can withstand:

- Printing
- Retyping
- Font changing
- OCR

Table 1: Diacritics Technique

File Type	File Size (Bytes)	Cover Size (Bytes)	Capacity (%)
.txt	10,356	318,632	3.250 %
.wav	43,468	1,334,865	3.256 %
.jpg	23,796	717,135	3.318 %
.cpp	10,356	318,216	3.254 %
		Average	3.27 %

Table 2: Kashida Technique

File Type	File Size (Bytes)	Cover Size (Bytes)	Capacity (%)
.txt	4439	365181	1.215 %
.html	4439	378589	1.172 %
.cpp	10127	799577	1.266 %
.gif	188	15112	1.244 %
		Average	1.22 %

٨٦

Analysis

Advantages

Approach is easily implemented using software.

It produces high capacity.

Can be modified for more ambiguity (Use one of the diacritics as dummy diacritic, or as a switching diacritic)

Fairly robust. Can withstand OCR, retyping, printing and font changing.

Disadvantages

Medium to low ambiguity.

Sending Arabic message with diacritics might raise suspicions nowadays.

Arabic font has different encodings on different machines, can be computer dependant.

٨٧

Using Multiple Diacritics in Arabic Scripts for Steganography

٨٨

Remind: Related Arabic Stego-Work

■ Shirali-Shahreza:

- The position of dots is changed to render robust, yet hidden, information. The method needs special fonts.



■ Gutub:

- Secret-bit hiding after dotted letters by inserting Kashidah's. A small drop in capacity occurs due to restriction of script on Kashidah and due to the extra-Kashidahs.

من حسن السلام المرء تركه مالا يعنيه

من حسن السلام المرء تركه مالا يعنيه

■ Aabed et al.:

- Redundancy in diacritics is used to hide information by omitting some diacritics.

حَدَّثَنَا سُفْيَانُ عَنْ يَحْيَى عَنْ مُحَمَّدٍ
حَدَّثَنَا سُفْيَانُ عَنْ يَحْيَى عَنْ مُحَمَّدٍ

٨٩

Related Work

■ Dots → Shahreza et. al 06

■ Connectivity → Gutub 07

■ Diacritics → Aabed et. al 07, Elarian et. al 07

Wasting property

٩٠

Wasting property

- *Wasting property*: different kinds of cover hiders for different types of secret patterns to be hidden.
 - Algorithm wasting secret bit 11001 carriers in COVER.

هنا القاهرة



- waste of cover hiders whenever the opposite-to-needed secret-bit holder is found before the needed one

هنا القاهرة

٩١

Diacritics intensity

- Notice the differences in levels of darkness (as to the right) or colors (as below) in the single and the repeated diacritics.



٩٢

Hiding Scenario (1)

■ 1st scenario (*Secret* = 110001)

– Direct (*block size* = *inf.*)

For each block $b_i = n_d$

Repeat the i^{th} diacritic n_d times.

Repeat the 1st diacritic 49 extra times

١٣

Hiding Scenario (2)

■ Blocked

■ Block size=2

– For *Secret* = 110001

1	1	0	0	0	1
3		0		1	

Divide *Secret* into block of 2-bits

Repeat the first diacritic 3 times ($3 = (11)_b$),

the second one 0 times ($0 = (00)_b$),

and the third one 1 time ($1 = (01)_b$).

١٤

Hiding Scenario (3)

■ RLE (run-length encoding)

While(secret!=EOF & cover!=EOF

b = b^

While(secret.b = b)

Type diacritic

1	1	0	0	0	1
2		3			1

– For *Secret* = 110001

Repeat the 1st diacritic 2 times (1's in (11)_b);

the 2nd one, 3 times (0's in (000)_b); and

the 3rd one, 1 time (for 1).

10

Summary of the three scenarios

The encodings of the binary value 110001 according to the scenarios of the first approach

Scenario	Approach	Extra diacritics
1 st scenario (stream)	Repeat the first diacritic 49 times. (49 = (110001) _b).	49.
2 nd scenario block size=2	Repeat the first diacritic 3 times (3 = (11) _b), the second one 0 times (0 = (00) _b), and the third one 1 time (1 = (01) _b).	3 + 0 + 1 = 4.
3 rd scenario (RLEstart=1)	Repeat the first diacritic 2 times (2 = number of 1's in (11) _b), the second one 3 times (3 = number of 0's in (000) _b), and the third one 1 time (for 1).	(2-1) + (3-1) + (1-1) = 3.

11

Mapping the Hidden Message

Study Example: scenario 2 & 3

- The fixed-size scenario parses a stream of binary bits into blocks of fixed-size.

1	1	0	0	0	1	0	1
3		0		1		1	

- The variable-size content-based scenario parses a stream of binary data based on runs, regardless of the number of bits they occupy.

1	1	0	0	0	1	0	1
2		3		1	1	1	

contd..
٩٧

Study Example: scenario 2 & 3

Encodings of the binary value 11000101 according to two scenarios.

Scenario	Mapping	Needed Diacritics	Extra Diacritics																
Fixed-size = 1	<table><tr><td>1</td><td>1</td><td>0</td><td>0</td><td>0</td><td>1</td><td>0</td><td>1</td></tr><tr><td>1</td><td>1</td><td>0</td><td>0</td><td>0</td><td>1</td><td>0</td><td>1</td></tr></table>	1	1	0	0	0	1	0	1	1	1	0	0	0	1	0	1	8	$1 + 1 + 0 + 0 + 0 + 1 + 0 + 1 = 4$
1	1	0	0	0	1	0	1												
1	1	0	0	0	1	0	1												
Fixed-size = 2	<table><tr><td>1</td><td>1</td><td>0</td><td>0</td><td>0</td><td>1</td><td>0</td><td>1</td></tr><tr><td>3</td><td></td><td>0</td><td></td><td>1</td><td></td><td>1</td><td></td></tr></table>	1	1	0	0	0	1	0	1	3		0		1		1		4	$3 + 0 + 1 + 1 = 5$
1	1	0	0	0	1	0	1												
3		0		1		1													
Fixed-size = 4	<table><tr><td>1</td><td>1</td><td>0</td><td>0</td><td>0</td><td>1</td><td>0</td><td>1</td></tr><tr><td>12</td><td></td><td></td><td></td><td>5</td><td></td><td></td><td></td></tr></table>	1	1	0	0	0	1	0	1	12				5				2	$12 + 5 = 17$
1	1	0	0	0	1	0	1												
12				5															
Content-based	<table><tr><td>1</td><td>1</td><td>0</td><td>0</td><td>0</td><td>1</td><td>0</td><td>1</td></tr><tr><td>2</td><td></td><td>3</td><td></td><td>1</td><td>1</td><td>1</td><td></td></tr></table>	1	1	0	0	0	1	0	1	2		3		1	1	1		5	$(2-1)+(3-1)+(1-1)+(1-1)+(1-1) = 8 - 5 = 3$
1	1	0	0	0	1	0	1												
2		3		1	1	1													

٩٨


The textual approach

- The textual approach chooses a font that hides extra (or maybe all) diacritic marks completely.
- It uses any encoding scenario to hide secret bits in an arbitrary number of repeated but invisible diacritics.
- A softcopy of the file is needed to retrieve the hidden information (by special software or simply by changing the font).

11

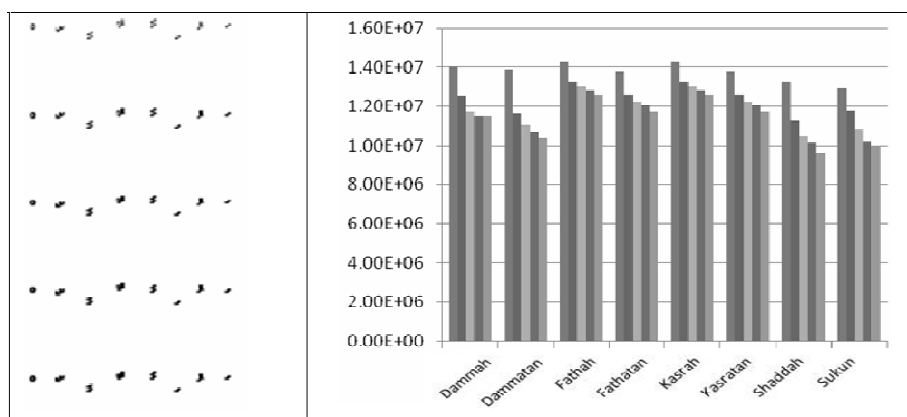
The image approach,

- The image approach selects one of the fonts that slightly darken multiple occurrences of diacritics.
- This approach needs to convert the document into image form to survive printing.
- This unfortunate fact reduces the possible number of repetition of a diacritic to the one that can survive a printing and scanning process (up to 4 as the last two columns of the first diacritic



Approaches

cont..



The degree of brightness of the diacritic marks repeated 1, 2, 3, 4 and 5 times each

١٠١

Approaches

cont..

Comparison between the two approaches in terms of capacity, robustness and security.

Approach	Capacity	robustness	security
Text + softcopy	High, up to infinity in 1 st scenario	Not robust to printing	Invisible, but in the code
Image + softcopy	Very low, due to image overhead	Robust to printing	Slightly visible. Sizeable
Image + hardcopy	Moderate, 1 st scenario, blocks of 2	Robust to printing	Slightly visible

١٠٢

Evaluation

The ratios of usable characters for hiding both binary levels according to the three studied approaches

Approach	p	q	r	$(p+r+q)/2$
Dots	0.2764	0.4313	0.0300	0.3689
Kashidah-Before	0.2757	0.4296	0.0298	0.3676
Kashidah-After	0.1880	0.2204	0.0028	0.2056
Diacritics	0.3633	0.3633	0	0.3633

١٠٣

Comparison Diacritics vs. Kashidah

■ Pros:

- While Kashidah suffers from restrictions on its insertion, almost every character can bare a diacritic on it. This disadvantage of the Kashidah method becomes severer for the need of dotted character.

■ Cons:

- Diacritics never come alone; but with another character → a stable overhead of 2 bytes per secret-baring position.

١٠٤

Comparison Cntd.

The Advantage

- The advantage of our work is that each usable character can bare multiple secret bits with 1 character as overhead. Although this same overhead can be claimed in the Kashidah method, it can't really be applied for Kashidah becomes too long and noticeable.

١٠٥

Diacritics Remarks

- The text and image approaches are discussed which are used to hide information in Arabic diacritics for steganographic.
- This work presents a variety of scenarios that may achieve up to arbitrary capacities. Sometimes tradeoffs between capacity, security and robustness imply that a particular scenario should be chosen.
- The overhead of using diacritics was, experimentally, shown very comparable to related works.
- The advantage of the method is that such overhead decreases if more than one diacritical secret bit is used at once.

١٠٦

Summary

Steganography has its place in the security. On its own, it won't serve much but when used as a layer of cryptography, it would lead to a greater security. ✨

Far fetched applications in privacy protection and intellectual property rights protection. ✨

Research is going on in both the directions ✨

One is how to incorporate hidden or visible copyright information in various media, which would be published. ✨

At the same time, in opposite direction, researcher are working on how to detect the trafficking of illicit material & covert messages published by certain outlawed groups. ✨

107

- Too many images, MP3's, spams, pictures, texts on the Internet.
- Too many possible algorithms.
- In conclusion:

~~too many algorithms~~

108